


per your request...

October 15, 2010 Frame Posting

Designing with Duct Tape



When you have duct taped a duck to the wall and called it art, you need a frame that makes the same artistic statement...



The outer frame was chosen for its soft wedge shape that complimented the body of the duck. The originally black frame was custom painted to match the background.




Black specks were applied to enhance the darker areas in the red background.




The ribbed pattern frame was originally black with a gold lip. It was gilded with composition silver and rubbed back to black in areas.

Strips of genuine duct tape were color matched to the art with acrylic paints and applied to the silver frame to look as if the frame is repaired.



More black specks were added to the frame and duct tape to further compliment the art.



In this project color acuity was extremely important for the color matching of the different elements. Recently the whole Greenhouse Gallery Team took a fun and interesting Online Color Challenge to discover our ability to differentiate color. We invite you to take the same challenge to discover how well you see colors by clicking on the link below:

[Online Color Challenge](#)